

In **April**, Norwegian's capacity was 18% higher than April last year and 29% higher than the previous month. The load factor was 80.3%, down 3 p.p. from the same period last year. On average, Norwegian operated **81 aircraft** during April.

Compared to the same period last year:

ASK:
3,155m
Total capacity (ASK)
increased 18%

RPK:
2,533m
Total passenger traffic (RPK)
increased 14%

CO₂ ↓
75 grams per RPK, **unchanged CO₂**

Load Factor
80.3%
Load factor this month
decreased 3 p.p.



Total number of passengers was **1,892,362**, an increase of **13%**

TRAFFIC DEVELOPMENT

April	Apr-24	Apr-23	Change
ASK (million)	3,155	2,672	18 %
RPK (million)	2,533	2,221	14 %
Load factor	80.3 %	83.1 %	-3 p.p.
Passengers	1,892,362	1,673,123	13 %
April	Apr-24	Apr-23	Change
Traffic 12-month rolling			
ASK (million)	32,976	29,982	10 %
RPK (million)	28,079	25,124	12 %
Load factor	85.1 %	83.8 %	1 p.p.
Passengers	21,033,976	19,706,687	7 %

PASSENGER REVENUES (ESTIMATE)

April	Apr-24	Apr-23	Change
Yield – total	0.81	0.87	-7 %
Unit revenue – total	0.65	0.72	-10 %

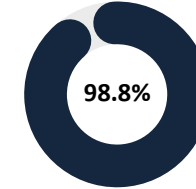
OPERATING PERFORMANCE

April	Apr-24	Apr-23	Change
Regularity	98.8 %	99.2 %	-0.4 p.p.
Punctuality	81.3 %	83.4 %	-2.1 p.p.
CO ₂ per RPK	75 g	76 g	-0.3 %

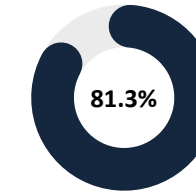
OPERATING PERFORMANCE



Avg. flying distance
1,238 km, 2% increase
from last year



Scheduled flights
that operated this
month



Flights that
departed on time
this month

FUEL HEDGE POSITIONS

Norwegian has hedged jet fuel for the following volume and price as per month-end:

	Volume (mt)	Price (USD/mt)
Q2 2024	98,300	804
Q3 2024	110,250	804
Q4 2024	71,700	795
2025	153,300	812
2026	9,800	789

In **April**, Widerøe's capacity was 13% higher than April last year and 14% higher compared to the previous month. The load factor was 64%, up 6 p.p. from the same period last year.

Compared to the same period last year:

ASK:
177m

Total capacity (ASK)
increased 13%

RPK:
113m

Total passenger traffic (RPK)
increased 23%

CO₂ ↓

30 kg per seat, 2% less CO₂

Load Factor

64.1%

Load factor this month
increased 6 p.p.



Total number of passengers was
315,495, an increase of **28%**

TRAFFIC DEVELOPMENT

April	Apr-24	Apr-23	Change
ASK (million)	177	157	13 %
RPK (million)	113	92	23 %
Load factor	64.1 %	58.6 %	6 p.p.
Passengers	315,495	245,929	28 %
April	Apr-24	Apr-23	Change
Traffic 12-month rolling			
ASK (million)	2,089	2,076	1 %
RPK (million)	1,439	1,407	2 %
Load factor	68.9 %	67.8 %	1 p.p.
Passengers	3,522,198	3,472,934	1 %

PASSENGER REVENUES (ESTIMATE)

April	Apr-24	Apr-23	Change
Yield – total	4.72	4.28	10 %
Unit revenue – total	3.02	2.51	21 %

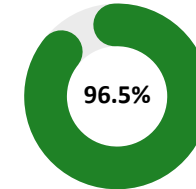
OPERATING PERFORMANCE

April	Apr-24	Apr-23	Change
Regularity	96.5 %	97.7 %	-1.2 p.p.
Punctuality	91.5 %	93.6 %	-2.2 p.p.
CO ₂ per seat	30.2 kg	30.7 kg	-2 %

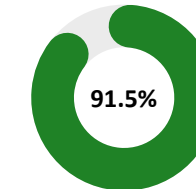
OPERATING PERFORMANCE



Avg. flying distance
265 km, 1% decrease
from last year



Scheduled flights
that operated this
month



Flights that
departed on time
this month

FUEL HEDGE POSITIONS

Widerøe has hedged jet fuel for the following volume and price as per month-end:

	Volume (mt)	Price (NOK/mt)
Q2 2024	13,575	7,571
Q3 2024	14,275	7,905
Q4 2024	13,225	8,082
2025	26,800	8,226
2026-2027	22,350	8,179

ITEM	DESCRIPTION
ASK	Available seat kilometres. Number of available passenger seats multiplied by flight distance
CO2 per RPK	Amount of CO2 emissions divided by RPK
CO2 per seat	Amount of CO2 emissions divided by available seats
Load Factor	RPK divided by ASK. A measure of utilisation of available seats
Punctuality	Share of flights departing on schedule
Regularity	Share of scheduled flights taking place
RPK	Revenue passenger kilometres. Number of sold seats multiplied by flight distance
Yield – total revenue	Passenger ticket revenue and flight related ancillary revenue divided by RPK. A measure of average passenger revenue per kilometre. Includes compensation for PSO routes for Widerøe Flyveselskap
Unit revenue – total	Passenger ticket revenue and flight related ancillary revenue divided by ASK. A measure of average passenger revenue per available seat kilometre. Includes compensation for PSO routes for Widerøe Flyveselskap