

In **October**, Norwegian's capacity was 10% higher than October last year and 3% lower compared to the previous month. The load factor was 86.8%, up 1 p.p. from the same period last year. On average, Norwegian operated **85 aircraft** during October.

Compared to the same period last year:

ASK:
3,437m
Total capacity (ASK)
increased 10%

RPK:
2,982m
Total passenger traffic (RPK)
increased 11%

CO₂ ↓
70 grams per RPK, **3% less CO₂**

Load Factor
86.8%
Load factor this month
Increased 0.6 p.p.



Total number of passengers was **2,197,751**, an increase of **6%**

TRAFFIC DEVELOPMENT

October	Oct-24	Oct-23	Change
ASK (million)	3,437	3,115	10 %
RPK (million)	2,982	2,684	11 %
Load factor	86.8 %	86.2 %	0.6 p.p.
Passengers	2,197,751	2,068,412	6 %
October	Oct-24	Oct-23	Change
Traffic 12-month rolling			
ASK (million)	35,502	32,547	9 %
RPK (million)	30,217	27,388	10 %
Load factor	85.1 %	84.1 %	1.0 p.p.
Passengers	22,282,774	20,656,856	8 %

PASSENGER REVENUES (ESTIMATE)

October	Oct-24	Oct-23	Change
Yield – total	0.93	0.90	3 %
Unit revenue – total	0.81	0.78	4 %

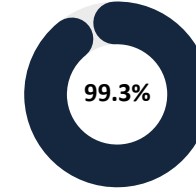
OPERATING PERFORMANCE

October	Oct-24	Oct-23	Change
Regularity	99.3 %	99.4 %	-0.1 p.p.
Punctuality	81.8 %	85.0 %	-3.2 p.p.
CO ₂ per RPK	70 g	73 g	-3 %

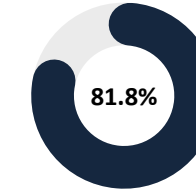
OPERATING PERFORMANCE



Avg. flying distance
1,264 km, 6% increase
from last year



Scheduled flights
that operated this
month



Flights that
departed on time
this month

FUEL HEDGE POSITIONS

Norwegian has hedged jet fuel for the following volume and price as per month-end:

	Volume (mt)	Price (USD/mt)
Q4 2024	110,500	787
1H 2025	159,600	789
2H 2025	166,200	769
2026	45,750	770

In **October**, Widerøe's capacity was 5% higher than October last year and 5% higher compared to the previous month. The load factor was 73.6%, up 5 p.p. from the same period last year.

Compared to the same period last year:

ASK:
192m
Total capacity (ASK)
increased 5%

RPK:
141m
Total passenger traffic (RPK)
increased 13%

CO₂ ↓
33 kg per seat, **6% higher CO₂**

Load Factor
73.6%
Load factor this month
increased 5.2 p.p.

Total number of passengers was **372,757**, an increase of **16%**

TRAFFIC DEVELOPMENT

October	Oct-24	Oct-23	Change
ASK (million)	192	182	5 %
RPK (million)	141	125	13 %
Load factor	73.6 %	68.4 %	5.2 p.p.
Passengers	372,757	322,530	16 %
October	Oct-24	Oct-23	Change
Traffic 12-month rolling			
ASK (million)	2,074	2,071	0 %
RPK (million)	1,486	1,391	7 %
Load factor	71.6 %	67.1 %	4.5 p.p.
Passengers	3,723,340	3,419,481	9 %

PASSENGER REVENUES (ESTIMATE)

October	Oct-24	Oct-23	Change
Yield – total	4.16	3.82	9 %
Unit revenue – total	3.06	2.61	17 %

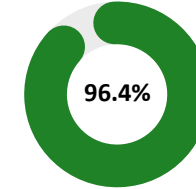
OPERATING PERFORMANCE

October	Oct-24	Oct-23	Change
Regularity	96.4 %	97.8 %	-1.4 p.p.
Punctuality	87.7 %	91.4 %	-3.7 p.p.
CO ₂ per seat	32.7 kg	30.8 kg	6.3 %

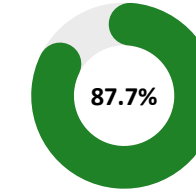
OPERATING PERFORMANCE



Avg. flying distance
271 km, 2% increase
from last year



Scheduled flights
that operated this
month



Flights that
departed on time
this month

FUEL HEDGE POSITIONS

Widerøe has hedged jet fuel for the following volume and price as per month-end:

	Volume (mt)	Price (NOK/mt)
Q4 2024	13,225	8,082
H1 2025	18,650	8,092
H2 2025	17,750	8,339
2026	19,600	8,153
2027	11,450	8,237

ITEM	DESCRIPTION
ASK	Available seat kilometres. Number of available passenger seats multiplied by flight distance
CO2 per RPK	Amount of CO2 emissions divided by RPK
CO2 per seat	Amount of CO2 emissions divided by available seats
Load Factor	RPK divided by ASK. A measure of utilisation of available seats
Punctuality	Share of flights departing on schedule
Regularity	Share of scheduled flights taking place
RPK	Revenue passenger kilometres. Number of sold seats multiplied by flight distance
Yield – total revenue	Passenger ticket revenue and flight related ancillary revenue divided by RPK. A measure of average passenger revenue per kilometre. Includes compensation for PSO routes for Widerøe Flyveselskap
Unit revenue – total	Passenger ticket revenue and flight related ancillary revenue divided by ASK. A measure of average passenger revenue per available seat kilometre. Includes compensation for PSO routes for Widerøe Flyveselskap